



SB218

**HIGH POWER
SUBWOOFER**

APPLICATIONS

The L-ACOUSTICS® SB218 is the companion subwoofer for V-DOSC® or ARCS® and features two, front-loaded 18-inch transducers loaded in an optimally-sized and tuned vented enclosure. With power handling capacity of 1100 Wrms (4400 Wpeak) and response to 25 Hz, the SB218 is ideal for applications requiring maximum low frequency extension and impact.

The SB218 provides unparalleled low end punch and bass articulation combined with high power handling and efficiency. Due to its compact design and critically damped tuning, multiple SB218 enclosures couple effectively while providing the bass definition and musicality that only a front loaded subwoofer can provide.

Due to its 200 Hz bandwidth capability and complementary phase characteristics, optimum coupling and maximum low end efficiency are obtained when the SB218 is used with V-DOSC. The SB218 is unique in that it can be flown in column arrays up to 8 enclosures deep. When flown, low frequency directivity control is provided and optimum low frequency summation is obtained when the SB218 array is closely coupled physically to the V-DOSC array. Ruggedly constructed of 24 mm baltic birch and internally braced with steel corner plates, the SB218 remains free of vibration at extreme sound pressure levels. The compact front dimensions of the SB218 are convenient for use under stages or along stage fronts in either vertical or horizontal (single or double row) orientations. With advanced electronic arc processing, directivity control is obtained when the SB218 is used in ground-stacked horizontal line array configurations.

L-ACOUSTICS PROFESSIONAL SOUND SYSTEM



- ▶ **Dual 18" subwoofer enclosure**
- ▶ **Front-loaded, optimized bass reflex design**
- ▶ **High power handling, high efficiency, low thermal compression**
- ▶ **Integral rigging for flown applications**
- ▶ **Designed for touring or fixed installation**
- ▶ **Reference subwoofer for V-DOSC and ARCS, compatible with all L-ACOUSTICS models**
- ▶ **Signal processing via L-ACOUSTICS LLC analog controllers (MTD line) or OEM factory presets for approved digital processors (WST, XT lines)**
- ▶ **Optimized for 25 - 200 Hz bandwidth**

SPECIFICATIONS

L-ACOUSTICS specifications are based on measurement procedures which produce unbiased results and allow for realistic performance prediction and simulation. Some of these specifications will appear very conservative when compared with other manufacturer's specifications. All measurements are conducted under free field conditions and scaled to a 1 m reference distance unless otherwise indicated.

Frequency Response

Frequency Response	28 - 140 Hz (± 3 dB)	(X preset)
Usable Low Frequency	25 Hz (-10 dB)	
Recommended filtering	80 Hz to 200 Hz	(4th order low pass filter)
	25 Hz	(4th order high pass filter)

Sensitivity¹

(2.83 Vrms @ 1m)	100.5 dB SPL	28 - 200 Hz
------------------	--------------	-------------

Power Rating² (Long Term)

68 Vrms	1100 Wrms	4400 Wpeak
---------	-----------	------------

Amplification (Recommended)

2200 W

Impedance (Nominal)

4 ohms

Array³

	SPL		
One enclosure	130 dB (cont)	136 dB (peak)	(X preset)
Two enclosures	136 dB (cont)	142 dB (peak)	
Four enclosures	142 dB (cont)	148 dB (peak)	

Components

LF	2 x 18" loudspeakers (4.5" edgewound copper ribbon voice coil, diecast aluminum basket, massive vented magnet structure, high thermal capacity)
----	--

¹ Sensitivity is the average SPL measured over the system's rated bandwidth.

² Power rating displays the long term RMS power handling capacity using pink noise with a 6 dB crest factor over the system's rated bandwidth

³ Array data gives the continuous unweighted SPL output of the system under half space conditions, referenced to 1 m, including preset equalization

Enclosure

- Width 1300 mm 51.2 in
- Height 550 mm 21.7 in
- Depth 700 mm 27.6 in
- Net Weight 106 kg 233.7 lbs
- Shipping Weight 112 kg 246.9 lbs
- Shipping Dims 1340 x 600 x 770 mm
52.8 x 23.6 x 30.3 in
- Connectors : 2x 4-pin Neutrik speakon
- Material : 24 mm Baltic birch plywood
- Finish : Maroon-gray™
- Grill : Black epoxy perforated steel with acoustically transparent foam
- Rigging : Integrated flying hardware and handles

Additional Equipment

- L-ACOUSTICS LLC analog controllers (for use with MTD line)
- OEM factory presets for approved digital processors (for use with WST or XT Lines)
- L-ACOUSTICS LA 24a or LA 48a power amplifiers

ARCHITECT SPECIFICATIONS

The loudspeaker system shall contain two eighteen inch loudspeaker components, front-loaded in an optimally tuned and vented enclosure suitable for subwoofer applications. Power handling capacity shall be 1100 Wrms long term (4400 Wpeak) at a nominal impedance of 4 ohms. Usable frequency response shall be 28 to 200 Hz (± 3 dB) with -10 dB response at 25 Hz referenced to the average level of the usable response. The two eighteen-inch transducers employed in the enclosure shall have a 4.5 inch (114 mm) diameter edgewound copper ribbon voice coil, 9 mm (0.35 in) peak excursion capability, diecast aluminum basket, massive vented magnet structure and high thermal capacity.

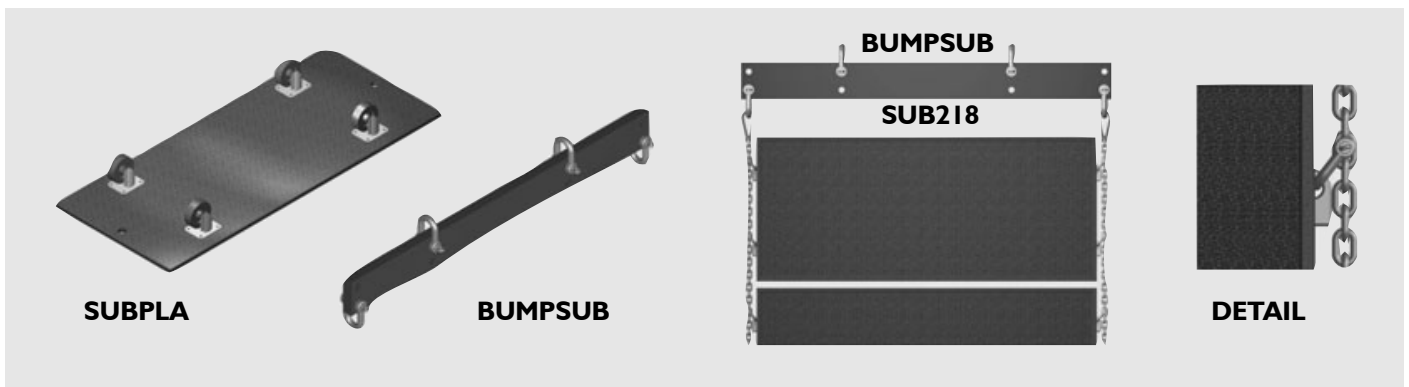
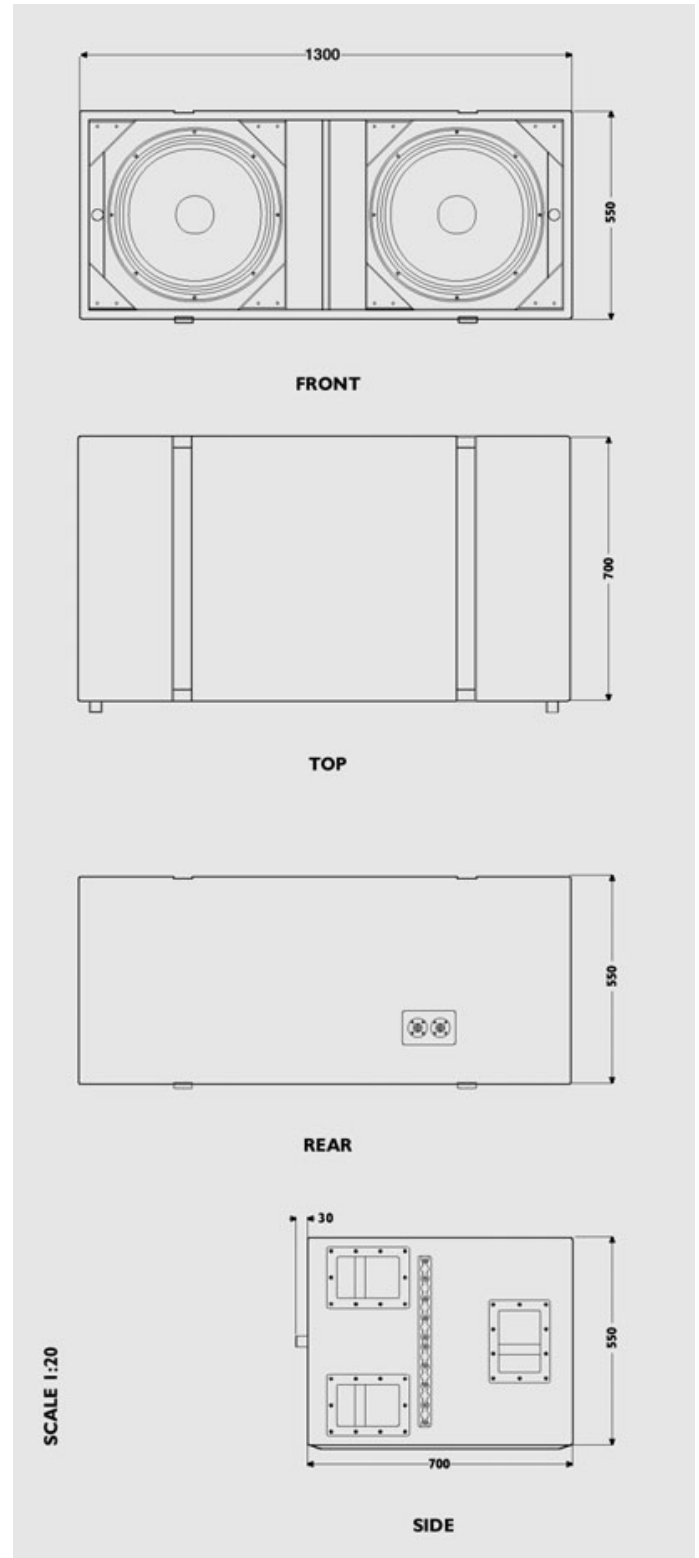
The loudspeaker enclosure shall be constructed of 24 mm (0.94 in) baltic birch and be internally braced with steel corner plates and joints that are sealed, screwed and rabbeted in order to remain free of vibration at extreme sound pressure levels. Dimensions shall be 550 mm (21.7 in) high, 1300 mm (51.2 in) wide and 700 mm (27.6 in) deep and the enclosure weight shall be 106 kg (233.7 lbs). The finish shall be maroon gray and the front of the enclosure shall be protected by a black powder-coated, 1.5 mm (0.06 in) thick steel grill that is covered with 10 mm (0.4 in) thick acoustically transparent foam.

The enclosure shall have two recessed flytrack sections mounted on both sides for rigging purposes. An optionally available accessory flying bar shall be available that allows for rigging of arrays up to 8 enclosures deep. Six recessed handles shall be located on the sides of the enclosure and a front mounted dolly board shall attach to the enclosure using two locking pins and two front baffle mounted dolly locator studs.

The loudspeaker system shall be the L-ACOUSTICS SB218.

ACCESSORIES

- BUMPSUB:** Flying bar system designed to rig up to 8 SB218 enclosures in a vertical column (includes: 4 shackles and 2 flying chains with integral double stud fittings)
- SUBPLA:** Removable dolly board that protects the front of the SB218 during transportation (optional for fixed installation version)
- SUBCOV:** Protective cover

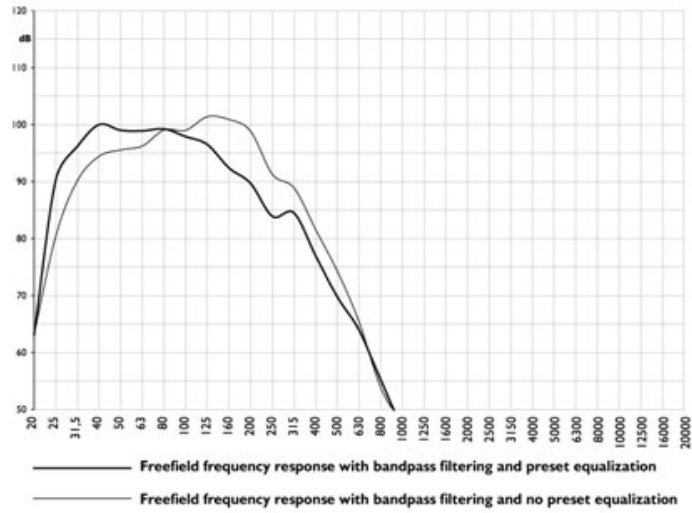




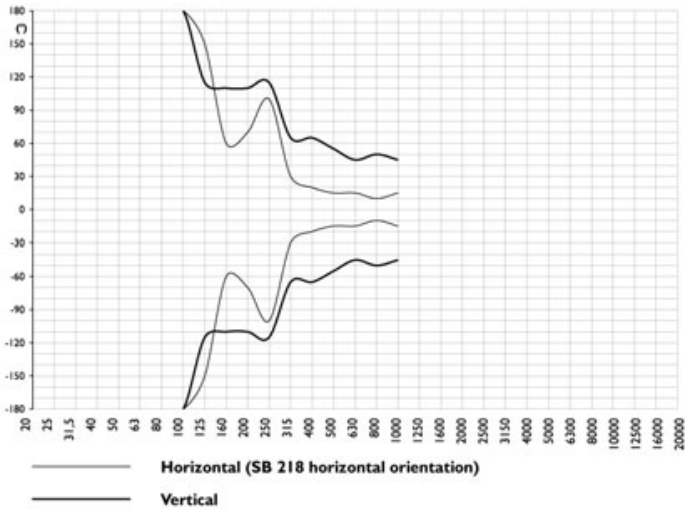
SB218

PERFORMANCE
DATA

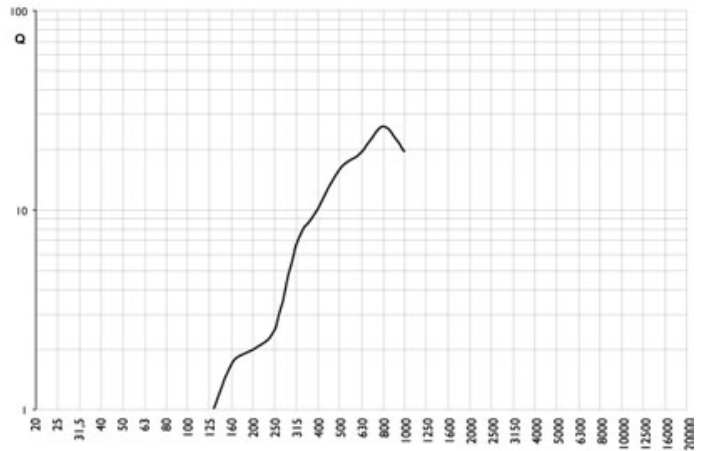
FREQUENCY RESPONSE



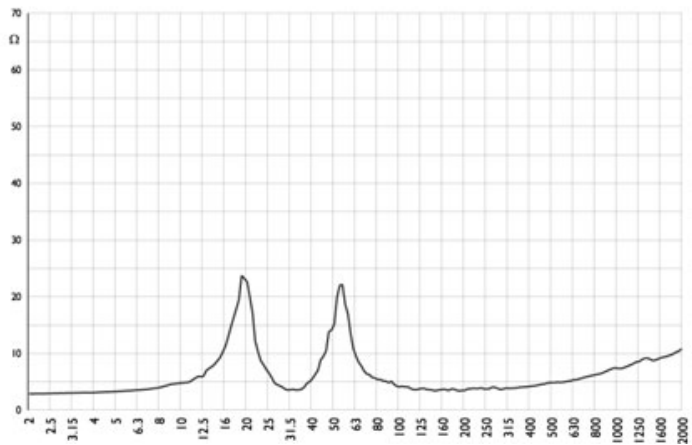
BEAMWIDTH (-6dB)



DIRECTIVITY FACTOR Q



IMPEDANCE



L·ACOUSTICS US

2201 East Celsius Avenue, Suite C

Oxnard, CA 93030 • USA

Ph: +1 (805) 604 0577

Fax: +1 (805) 604 0858

info@l-acoustics-us.com • www.l-acoustics-us.com

L·ACOUSTICS

Parc de la Fontaine de Jouvence

91462 Marcoussis Cedex • France

Ph: +33 (0) 1 69 63 69 63

Fax: +33 (0) 1 69 63 69 64

info@l-acoustics.com • www.l-acoustics.com

L·ACOUSTICS UK

16 Dews Road • Salisbury

Wiltshire, SP2 7SN • UK

Ph: +44 (0) 1722 411 234

Fax: +44 (0) 1722 411 236

info.uk@l-acoustics.com • www.l-acoustics.com